




Dangerous Dinosaurs



<p>Understanding the World Nursery and Reception</p> <p>Dinosaurs – difference between carnivore and herbivore What is a palaeontologist? How big were dinosaurs? What are fossils and ammonites Dinosaurs are extinct</p> <p>Expressive Arts and Design Nursery</p> <p>Make simple models Use small world to develop play. Explore colour with paint.</p> <p>Reception</p> <p>Use instruments with increasing control Explore materials freely to create own dinosaur models. Explore use and refine a variety of artistic effects.</p>	<p>Communication and Language Nursery</p> <p>Listen to simple stories, talk about them Understand simple questions Role play simple stories Use and understand recently taught vocabulary linked to stories and non-fiction texts</p> <p>Reception</p> <p>Ask questions to check understanding Articulate ideas in well-formed sentences Engage in fiction and non-fiction books Participate in discussion Use and understand recently taught vocabulary linked to stories and non-fiction texts</p>
<p>Personal, Social and Emotional Development Nursery and Reception</p> <p>Healthy Me</p> <p>Keeping ourselves safe Making Healthy choices and enjoying a balanced diet How to be physically active How to be a good friend and enjoy healthy friendships How to keep calm and deal with difficult situations</p>	<p>Physical Development Nursery & Reception</p> <p>Throwing and catching Why we need to aim. How we can use our bodies to throw a greater distance. Why we need to be accurate when we are rolling a ball towards a target. explore different ways of stopping a ball using our hands. Develop the understanding of why we need to catch a ball and a beanbag.</p> <p>Understanding the World People and Communities</p> <p>Why do Christians put a cross in their Garden at Easter?</p>
<p>Literacy Nursery</p> <p>Phase 1 listening Games, stories, songs and Rhymes Enjoy drawing freely with increased Accuracy. Make marks on paper for their name and / or to give meaning. Write some / all letters of their name Use some print / letter knowledge in early writing / play</p> <p>Reception</p> <p>Learn set 1, then set 2 sounds when ready write recognisable letters, most of which are correctly formed Read and spell words by identifying sounds in them and representing the sounds with correct grapheme in line with phonic knowledge. Write simple labels / phrases / sentences</p>	<p>Maths Nursery</p> <p>Sing number rhymes Count in everyday play Build with blocks and notice patterns Compare amounts lots / more Subitise and link numeral to amount to 5 Finger numbers to 5 Cardinal principle Explore 2d shapes</p> <p>Reception</p> <p>Numbers 6-10 and beyond Cardinality, counting and 1:1 correspondence Subitising & finger counting comparison & composition, doubling, measuring, describe a familiar route See BBO Maths Mastery of Number</p>